

TODAY WE'LL EXPLORE ANOTHER SIMPLE MACHINE, THE INCLINED PLANE.

AN **INCLINED PLANE** IS A SLOPING SURFACE USED TO LIFT HEAVY LOADS WITH LITTLE EFFORT. WE BELIEVE ANCIENT EGYPTIANS USED INCLINED PLANES TO ASSIST THEM WITH BUILDING THE GREAT PYRAMIDS.



SO THAT'S HOW THOSE BIG STONES GOT WAY UP THERE!


HERE AT THE BATEAU EXHIBIT IN AMAZEMENT SQUARE, THIS RAMP LEADING UP TO THE BATEAU IS AN INCLINED PLANE. EARLY SETTLERS IN LYNCHBURG ROLLED THEIR HEAVY BARRELS OF TOBACCO ONTO THE BATEAU USING A RAMP.



WHAT A GREAT WAY TO MOVE SOMETHING HEAVY!

REMEMBER THAT MACHINES ARE ANY OBJECTS THAT HELP MAKE A DIFFICULT JOB EASIER. THIS AMAZEMENT SQUARE SLIDE IS ANOTHER EXAMPLE OF AN INCLINED PLANE!

WHEEEEEEEEEEE

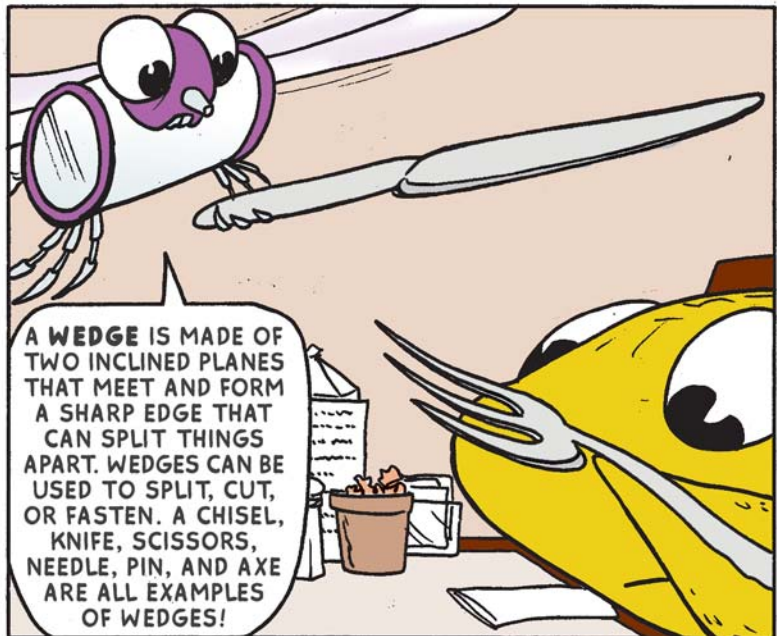


INVESTIGATING
SIMPLE MACHINES
SURES WORKS UP
MY APPETITE!

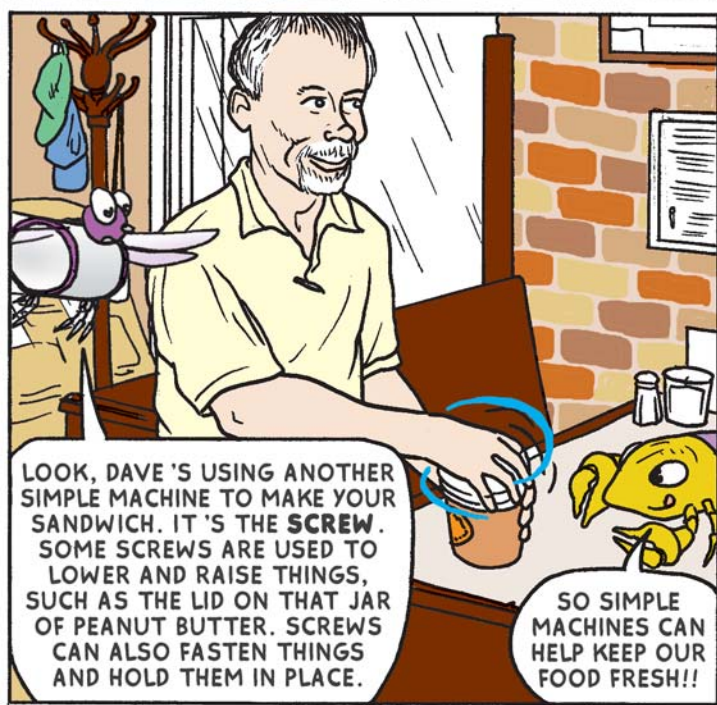
N&W

LEVER
INCLINED PLANE
SCREW
WEDGE
WHEEL + AXLE
PULLEY

WE'LL EXPLORE TWO MORE
SIMPLE MACHINES DURING
LUNCH AT THE DEPOT. YOUR
FORK AND KNIFE ARE REALLY A
SIMPLE MACHINE - A WEDGE.




A **WEDGE** IS MADE OF
TWO INCLINED PLANES
THAT MEET AND FORM
A SHARP EDGE THAT
CAN SPLIT THINGS
APART. WEDGES CAN BE
USED TO SPLIT, CUT,
OR FASTEN. A CHISEL,
KNIFE, SCISSORS,
NEEDLE, PIN, AND AXE
ARE ALL EXAMPLES
OF WEDGES!



LOOK, DAVE'S USING ANOTHER
SIMPLE MACHINE TO MAKE YOUR
SANDWICH. IT'S THE **SCREW**.
SOME SCREWS ARE USED TO
LOWER AND RAISE THINGS,
SUCH AS THE LID ON THAT JAR
OF PEANUT BUTTER. SCREWS
CAN ALSO FASTEN THINGS
AND HOLD THEM IN PLACE.

SO SIMPLE
MACHINES CAN
HELP KEEP OUR
FOOD FRESH!!



RIDGES KNOWN AS **THREADS**
WRAP AROUND THE BODY OR
CYLINDER AND FORM A TINY
RAMP THAT RUNS AROUND
THE SCREW FROM THE TIP
TO NEAR THE TOP. THIS LIGHT
BULB ALSO USES A SCREW -
LOOK AT ITS BASE!

THANKS FOR
KEEPING MY
FAVORITE
RESTAURANT
WORKING,
SIMPLE
MACHINES!

