



THE SUN SURE IS BRIGHT HERE AT THE PARK. I WISH I HAD MY SUNGLASSES!

TIME TO START COLLECTING DATA! LET'S SEE HOW MANY PEOPLE ARE WEARING SUNGLASSES AND HOW MANY PEOPLE ARE NOT WEARING SUNGLASSES!



USE THE TALLY SYSTEM. EACH TALLY MARK REPRESENTS ONE OCCURRENCE.

I'LL MAKE TWO COLUMNS.



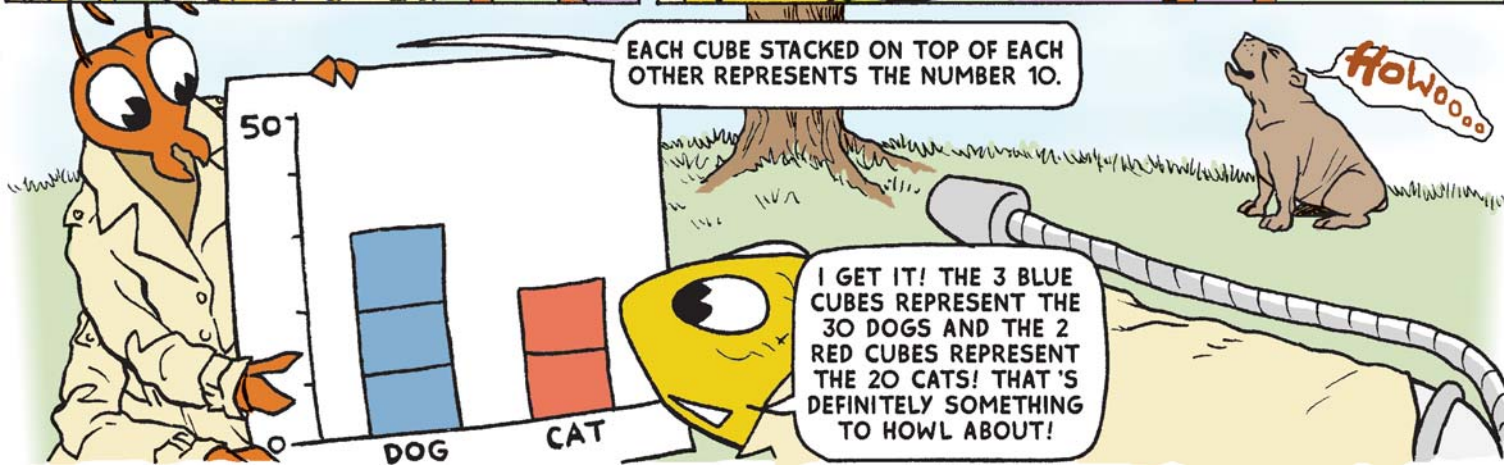

THIS IS FUN! I'VE NEVER SEEN SO MANY DIFFERENT TYPES OF SUNGLASSES.

TIME TO COUNT UP YOUR TALLY MARKS.



LOOKS LIKE A MAJORITY OF THE PEOPLE AT THE PARK ARE WEARING SUNGLASSES!


THEY'VE INSPIRED ME TO BUY NEW SUNGLASSES! WHAT DO YOU THINK?





ANOTHER GREAT DAY AT THE PARK!

LET'S TAKE A LOOK AT HOW MANY DIFFERENT KINDS OF TREES ARE HERE IN THE PARK.



IT LOOKS LIKE MOST OF THE TREES HERE AT THE PARK FALL INTO 3 CATAGORIES. I SEE OAK TREES, MAPLE TREES AND ...


PINE TREES!!! SO THAT MEANS THIS TALLY AND GRAPH WILL HAVE 3 PARTS TO IT - OAK, MAPLE, AND PINE TREES! LET'S GET STARTED!



IT TELLS US THAT THERE ARE MORE PINE TREES IN THE PARK.

LET'S TURN THIS INFORMATION INTO A PIE GRAPH. THERE WAS A TOTAL OF 80 TREES - 40 OF 80 WERE PINE, 20 OF 80 WERE OAK, AND 20 OF 80 WERE MAPLE.

NOW WE DROP THESE PERCENTAGES INTO THE PIE GRAPH.



TOO BAD THAT PIE GRAPH DOESN'T COME WITH WHIPPED CREME!



SOCCER BALLS AND BASKETBALLS ARE EVERYWHERE!

THAT'S WHAT PEOPLE LIKE TO DO IN THE PARK!

I THINK I'LL MAKE A TALLY OF THE NUMBER OF DIFFERENT BALLS.


I COUNTED 30 SOCCER BALLS AND ONLY 10 BASKETBALLS.

LET ME SHOW YOU HOW TO MAKE ANOTHER GRAPH, SCORPY.


THIS SIGN TELLS US THAT ONE SOCCER BALL SYMBOL REPRESENTS 10 SOCCER BALLS AND THAT ONE BASKETBALL SYMBOL REPRESENTS TEN BASKETBALLS. CAN YOU DRAW ME A PICTURE GRAPH WITH THIS INFORMATION?

NO SWEAT! 3 SOCCER BALLS AND 1 BASKETBALL! NOW CAN I PLEASE GO PLAY?!!



1  = 10 SOCCER BALLS

1  = 10 BASKETBALL BALLS



YOU HAVE CERTAINLY EARNED IT!